



Spring 2012

Enrollment Report

Institutional Research, Planning, and Effectiveness

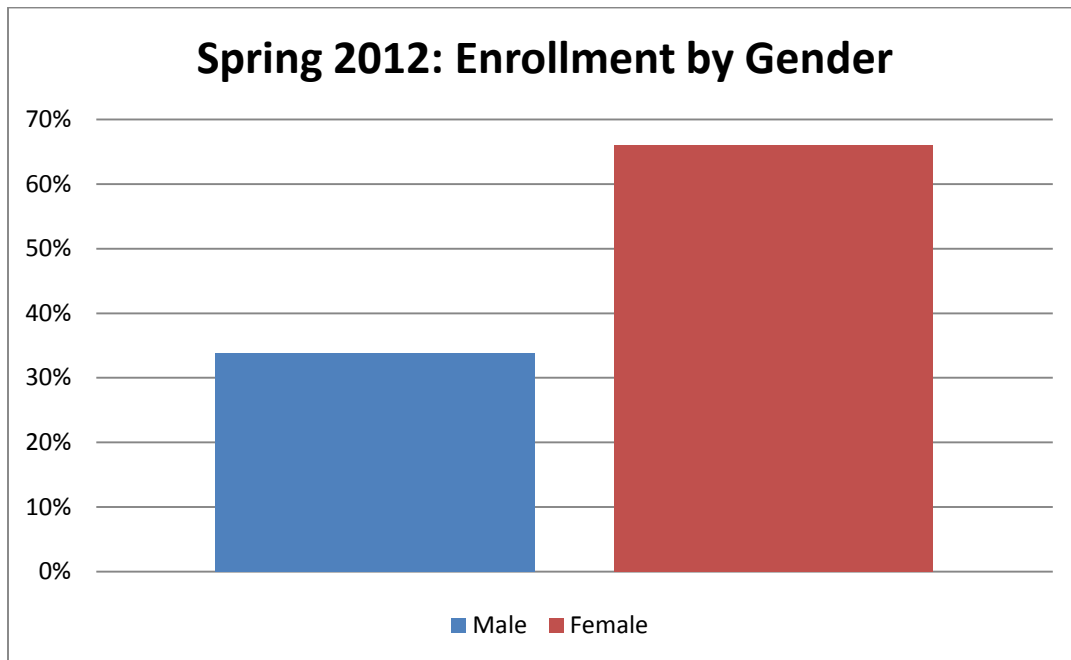
Credit Enrollment: 11,876

Enrollment Increase over Spring 2011: 416 (3.6%)

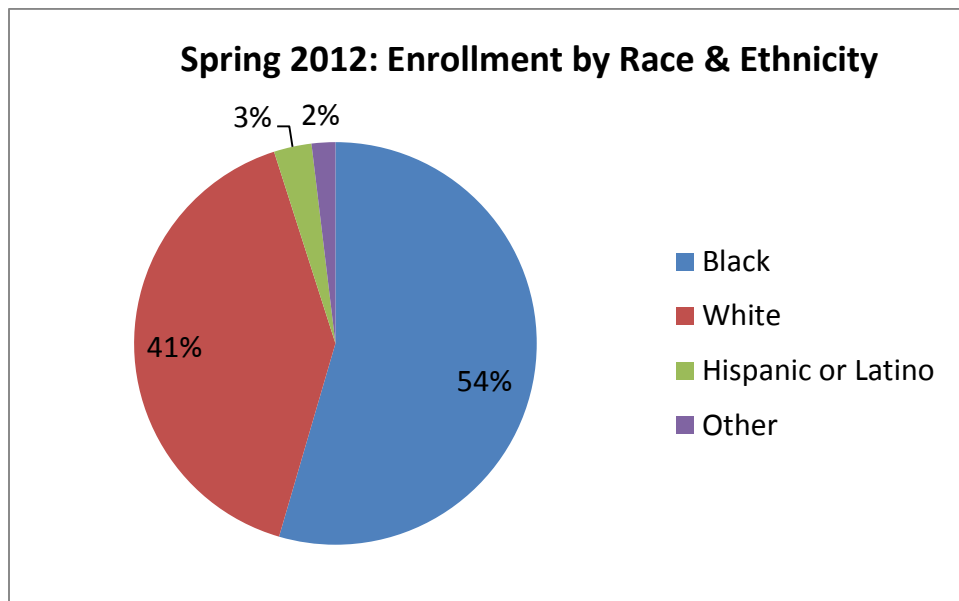
Total Student Semester Credit Hours (SSCH): 118,531

Total Full-Time Equivalency (FTE): 7,902

| Spring 2012: Enrollment by Gender | | |
|-----------------------------------|-------|-----|
| Gender | Total | % |
| Male | 4,024 | 34% |
| Female | 7,852 | 66% |

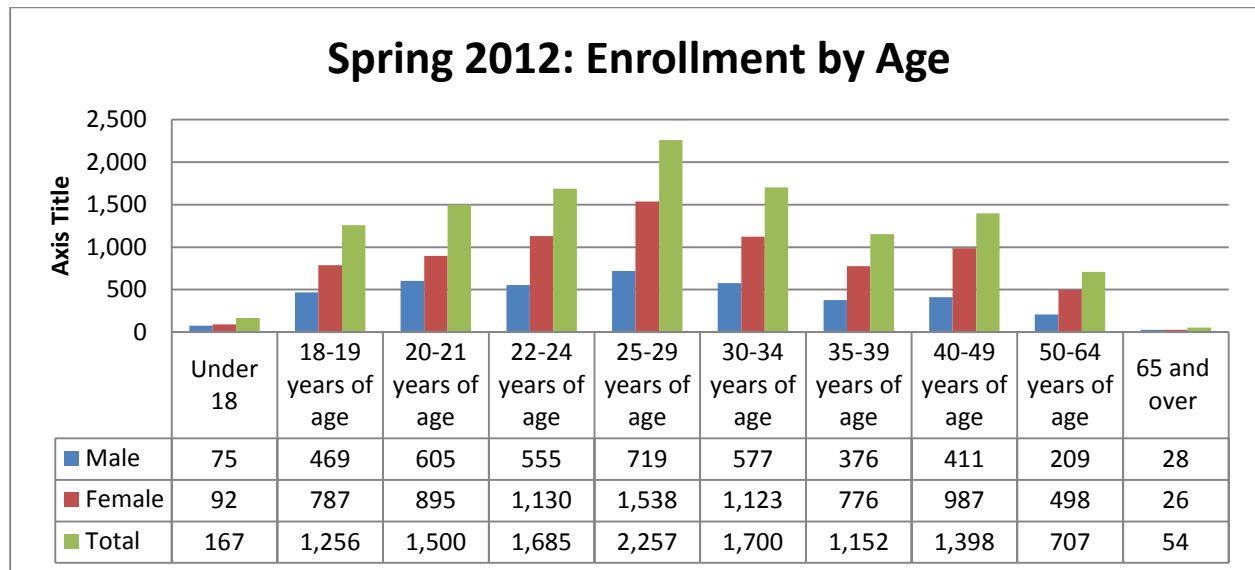


| Spring 2012: Enrollment by Race & Ethnicity | | |
|---|--------|------|
| Race/Ethnicity | Total | % |
| Black | 6,475 | 54% |
| White | 4,815 | 41% |
| Hispanic or Latino | 360 | 3% |
| Other | 226 | 2% |
| Total | 11,876 | 100% |

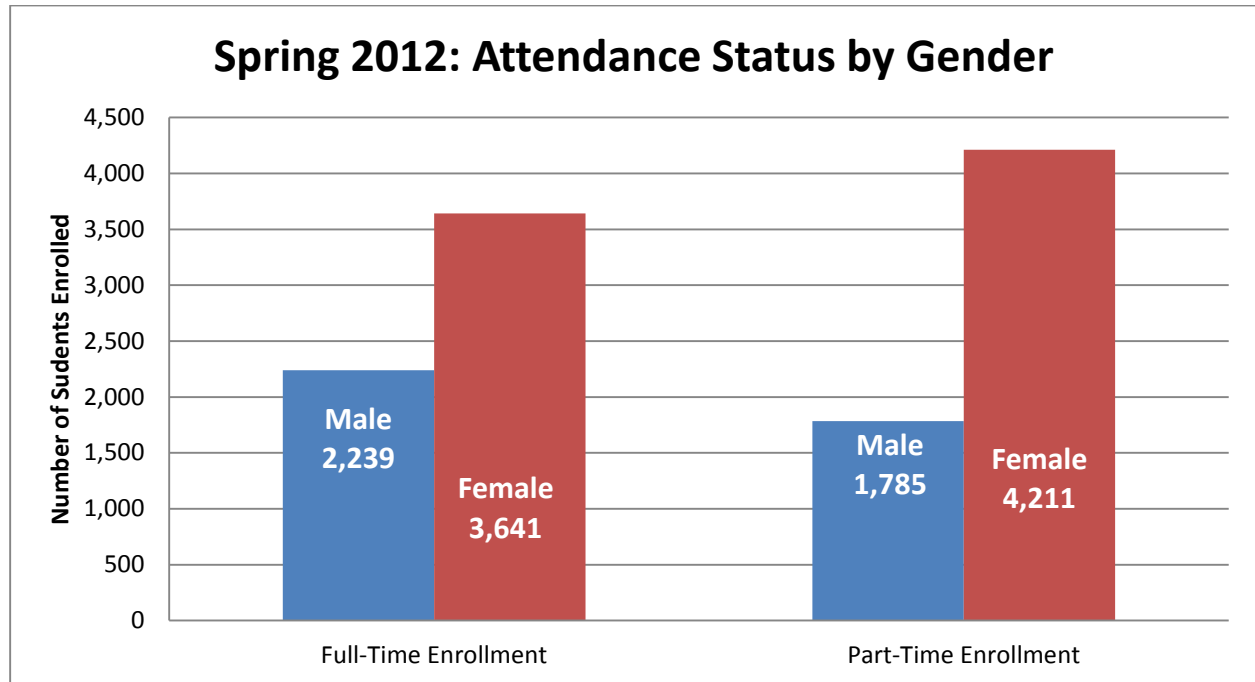


| Spring 2012: Enrollment by Age | | | |
|--------------------------------|------|--------|--------|
| Age Range | Male | Female | Total |
| Under 18 | 75 | 279 | 167 |
| 18-19 years of age | 469 | 787 | 1,256 |
| 20-21 years of age | 605 | 895 | 1,500 |
| 22-24 years of age | 555 | 1,130 | 1,685 |
| 25-29 years of age | 719 | 1,538 | 2,257 |
| 30-34 years of age | 577 | 1,123 | 1,700 |
| 35-39 years of age | 376 | 776 | 1,152 |
| 40-49 years of age | 411 | 987 | 1,398 |
| 50-64 years of age | 209 | 498 | 707 |
| 65 and over | 28 | 26 | 54 |
| TOTAL | | | 11,876 |

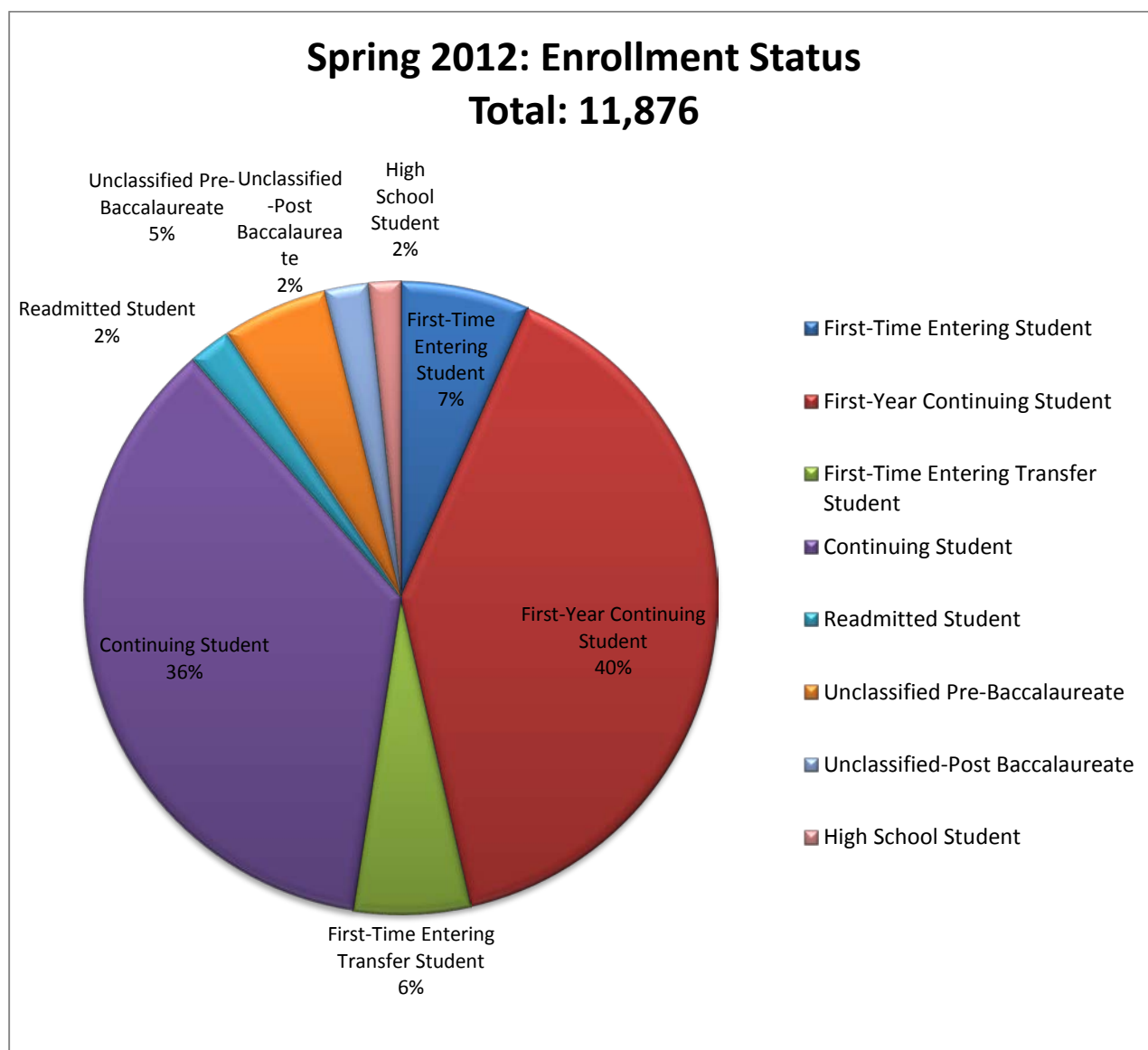
Spring 2012: Average Enrollment Age - 30



| Spring 2012: Enrollment by Attendance Status | | |
|--|-------|-----|
| | Total | % |
| Full-Time Enrollment | 5,880 | 50% |
| Part-Time Enrollment | 5,996 | 50% |



| Spring 2012: Enrollment Status | | | | |
|--------------------------------------|--------------|--------------|---------------|-------------|
| Enroll Status | Male | Female | Total | % |
| First-Time Entering Student | 407 | 371 | 778 | 7% |
| First-Year Continuing Student | 1,667 | 3,072 | 4,739 | 40% |
| First-Time Entering Transfer Student | 267 | 441 | 708 | 6% |
| Continuing Student | 1,229 | 3,068 | 4,297 | 36% |
| Readmitted Student | 84 | 169 | 253 | 2% |
| Unclassified Pre-Baccalaureate | 188 | 454 | 642 | 5% |
| Unclassified-Post Baccalaureate | 91 | 172 | 263 | 2% |
| High School Student | 91 | 105 | 196 | 2% |
| Totals | 4,024 | 7,852 | 11,876 | 100% |



| Spring 2012: Enrollment by Residence Status | | |
|--|--------|--------|
| Residency | Total | % |
| In-State | 11,852 | 99.79% |
| Out-of-State | 25 | 0.21% |

| Spring 2012: Enrollment by Residence State | |
|---|--------|
| State | Total |
| ALABAMA | 1 |
| ARKANSAS | 11,852 |
| CALIFORNIA | 2 |
| GEORGIA | 1 |
| LOUISIANA | 1 |
| MISSOURI | 1 |
| NORTH CAROLINA | 1 |
| TENNESSEE | 2 |
| TEXAS | 4 |
| FOREIGN | 11 |

| Spring 2012: Enrollment by Location | | |
|--|---------------|-------------------------------------|
| Site Location | # of Sections | Unduplicated Enrollment by Location |
| Main Campus | 897 | 6,384 |
| Online | 555 | 5,589 |
| Little Rock South | 268 | 2,101 |
| Little Rock West | 131 | 1,140 |
| Baptist Health Schools-LR | 26 | 220 |
| Saline County | 28 | 148 |
| Aerospace Technology Center | 13 | 72 |
| Business & Industry Center | 3 | 32 |
| Central Flying Services | 13 | 28 |
| Southwestern Christian Academy | 1 | 6 |
| St. Vincent Infirmary | 4 | 5 |
| Arkansas Children's Hospital | 1 | 5 |
| TOTAL | 1,940 | |

| Spring 2012: Program Enrollment | | |
|--|-------------|----------------|
| Program | Degree Code | Total Enrolled |
| Non-Degree | 0010 | 868 |
| Allied Health - AAS | 3106 | 48 |
| Aviation Maintenance Airframe - TC | 0014 | 3 |
| Associate of Arts (AA) | 0050 | 5,913 |
| Associate of Science (AS) | 1090 | 1,285 |
| Associate of Arts in Teaching (AAT) | 1005 | 357 |
| Associate of General Studies (AGS) | 0900 | 25 |
| Aviation Maintenance Powerplant - TC | 4360 | --- |
| Certificate of General Studies (CGS) | 0910 | 4 |
| Accounting - TC | 4260 | 48 |
| Accounting Technology - CP | 0045 | --- |
| Air Conditioning, Heating, & Refrigeration - TC | 4310 | 35 |
| Air Conditioning, Heating, & Refrigeration - AAS | 0525 | 111 |
| Automotive Maintenance Technology -TC | 4355 | 124 |
| Aviation - AS | 2090 | 23 |
| Business - AS | 0308 | 257 |
| Aviation Maintenance Technology - AAS | 0240 | 83 |
| Avionics Technology - TC | 4515 | 6 |
| Baking & Pastry - TC | 4585 | 14 |
| Baking & Pastry - AAS | 5585 | 32 |
| Business - AAS | 0730 | 596 |
| Collision Repair Technology -TC | 4330 | 66 |
| Computer Information Systems - CP | 0018 | 10 |
| Computer Information Systems - TC | 4380 | 32 |
| Computer Information Systems - AAS | 0320 | 294 |
| Computer Information Systems - AC | 1240 | 20 |
| Applied Electronics Technology - AAS | 0350 | 24 |
| Construction Technology - TC | 4595 | 5 |
| Construction Mgmt. Technology - AAS | 0271 | 54 |
| Cosmetology Technical Certificate | 4420 | 39 |
| Cosmetology Instruction - TC | 4421 | 1 |
| Crime Scene Investigation - CP | 0384 | --- |
| Crime Scene Investigation - TC | 0386 | 1 |
| Crime Scene Investigation - AAS | 0387 | 2 |
| Culinary Arts - TC | 4580 | 49 |
| Culinary Arts - AAS | 4590 | 306 |
| Dental Assisting - TC | 4455 | 22 |

| | | |
|---|------|---------------|
| Diesel Technology - TC | 4460 | 59 |
| Drafting and Design Technology - TC | 4490 | 11 |
| Drafting and Design Technology - AAS | 0397 | 45 |
| Early Childhood Development - CP | 4919 | 5 |
| Early Childhood Development - TC | 4495 | 33 |
| Early Childhood Development - AAS | 0310 | 245 |
| Electronics Technology - TC | 4510 | 1 |
| Environmental & Safety Technology - AAS | 0475 | 11 |
| General Technology - AAS | 0517 | 36 |
| Hospitality Management - AAS | 3665 | 46 |
| Industrial Technology - AAS | 0585 | 7 |
| Industrial Equipment Technology - TC | 4634 | 4 |
| Law Enforcement Administration - AAS | 0391 | 3 |
| Law Enforcement Administration - TC | 0389 | --- |
| Legal Secretarial - TC | 4705 | 15 |
| Machine Shop - TC | 4680 | 7 |
| Manufacturing Technology - AAS | 0633 | 11 |
| Medical Transcription - TC | 4730 | 136 |
| Military Technologies - AAS | 3456 | 5 |
| Nail Technology - TC | 4315 | 1 |
| Nursing Assistant - CP | 4750 | 1 |
| Parts Specialist - CP | 4344 | --- |
| Occupational Therapy Assistant - AAS | 0725 | 36 |
| Office Technology - CP | 4383 | 2 |
| Office Technology - TC | 4650 | 18 |
| Paralegal Technology - AAS | 0610 | 146 |
| Practical Nursing - TC | 4660 | 48 |
| Respiratory Therapy - AAS | 0815 | 20 |
| Small Engine Technology - TC | 4870 | 51 |
| Tractor and Trailer Operation - CP | 4896 | 1 |
| Welding Technology - TC | 4900 | 109 |
| Welding - CP | 4905 | 3 |
| Wine and Spirits Study - TC | 2836 | 3 |
| Grand Total | | 11,876 |

| Spring 2012: Developmental Course Enrollment | |
|---|--------------|
| Total Unduplicated Headcount | % Enrollment |
| 3,807 | 32% |