



Fall 2014

Enrollment Report

Institutional Research, Planning, and Effectiveness

Credit Enrollment: 9,241

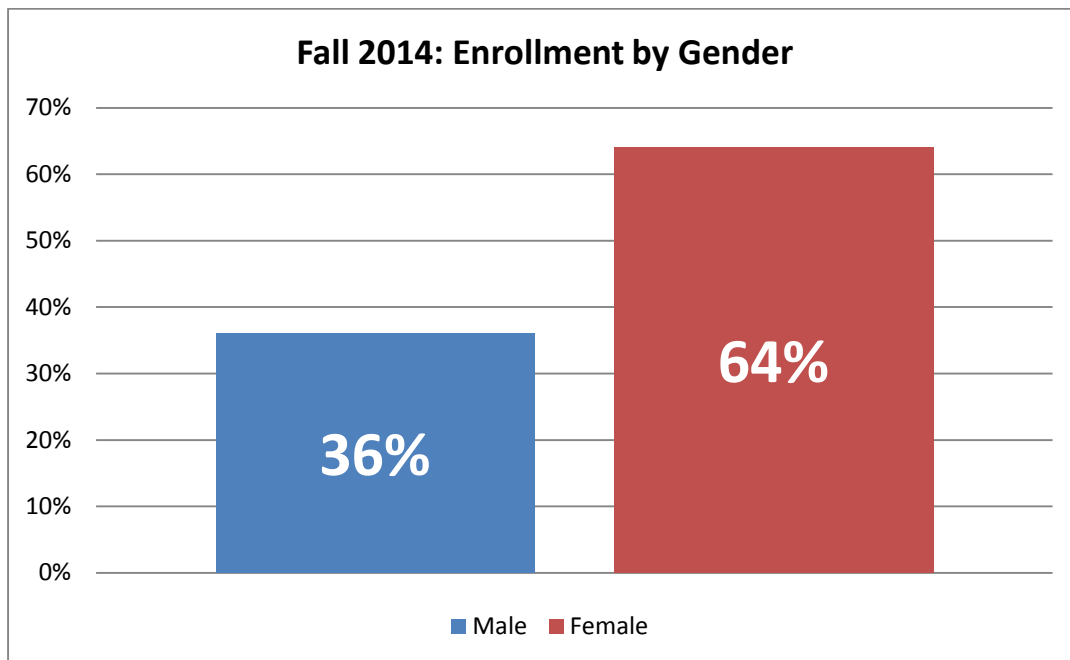
Enrollment Decrease from Fall 2013: -1,287 (12.2%)

Total Student Semester Credit Hours (SSCH): 91,918

Decrease in SSCH from Fall 2013: -11,785 (11.4%)

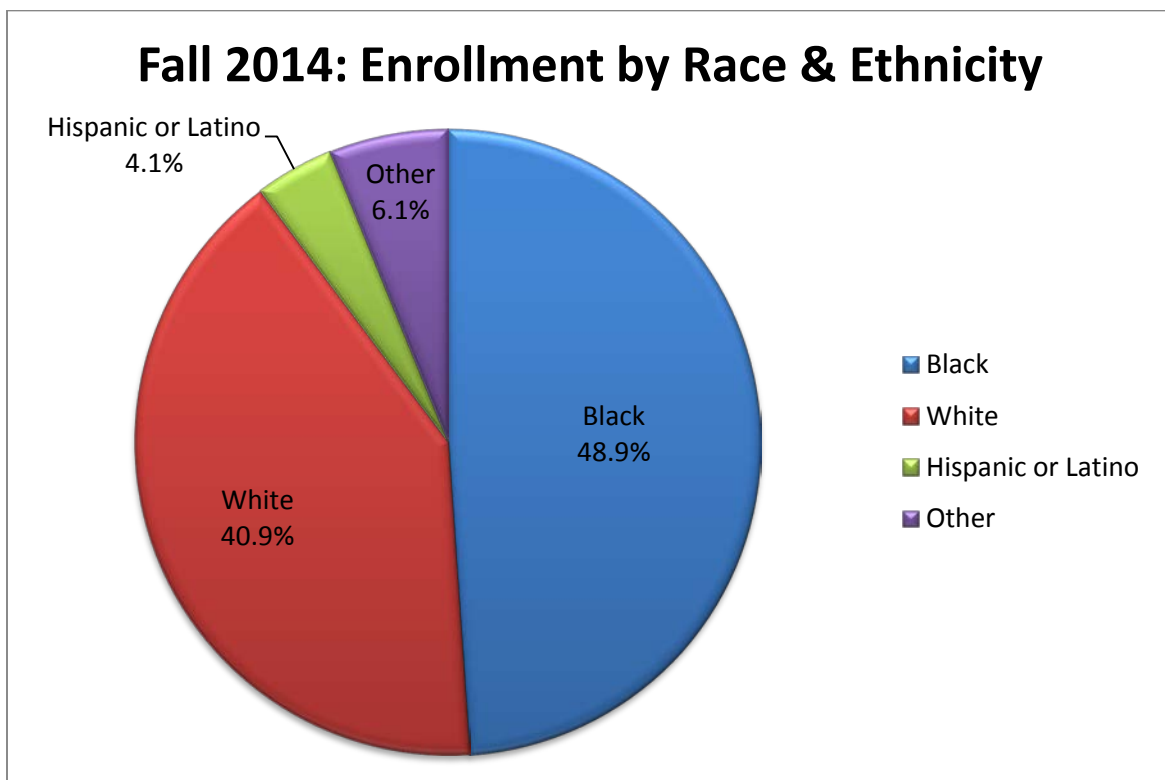
Total Full-Time Equivalency (FTE): 6,128

Fall 2014: Enrollment by Gender		
Gender	Total	%
Male	3,303	36%
Female	5,938	64%



There has been no significant change in enrollment by gender. Females continue to make up over 60% of total enrollment. Males make up 43% of first-time entering enrollment compared to 47% in fall 2013.

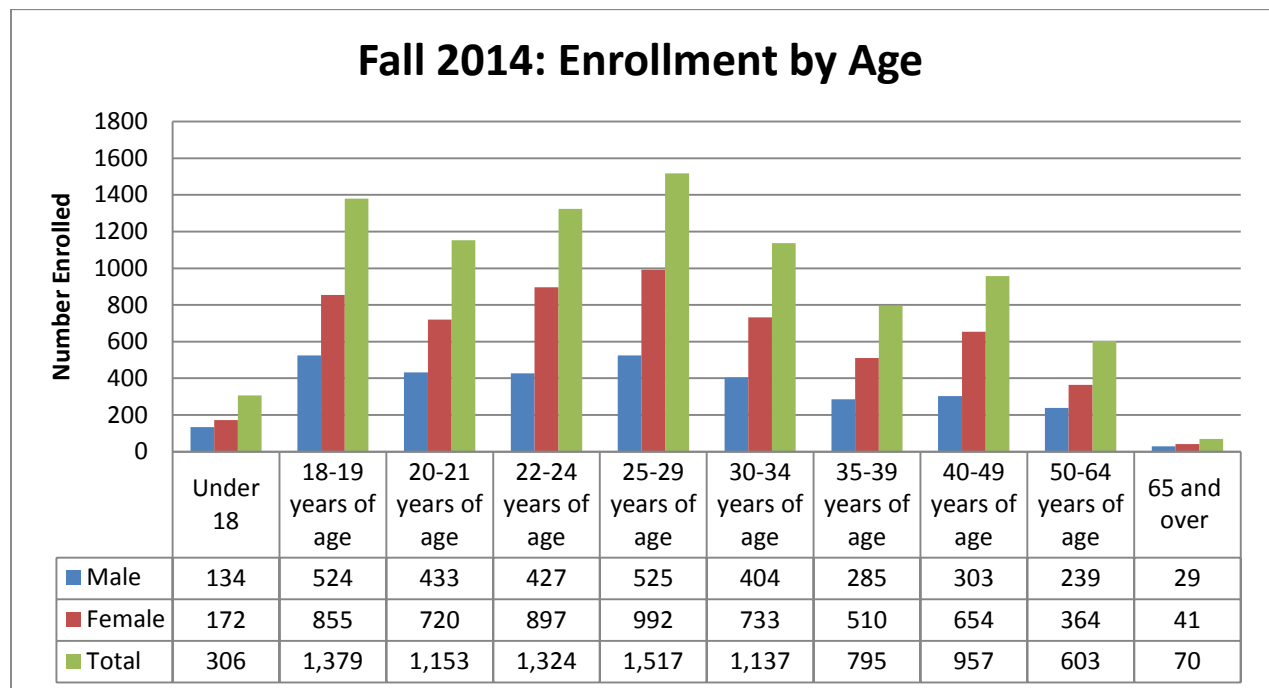
Fall 2014: Enrollment by Race & Ethnicity		
Race/Ethnicity	Total	%
Black	4,519	48.9%
White	3,777	40.9%
Hispanic or Latino	380	4.1%
Other	565	6.1%
Total	9,241	100%



Fall 2014: Enrollment by Age			
Age Range	Male	Female	Total
Under 18	134	172	306
18-19 years of age	524	855	1,379
20-21 years of age	433	720	1,153
22-24 years of age	427	897	1,324
25-29 years of age	525	992	1,517
30-34 years of age	404	733	1,137
35-39 years of age	285	510	795
40-49 years of age	303	654	957
50-64 years of age	239	364	603
65 and over	29	41	70
Total	3,303	5,938	9,241

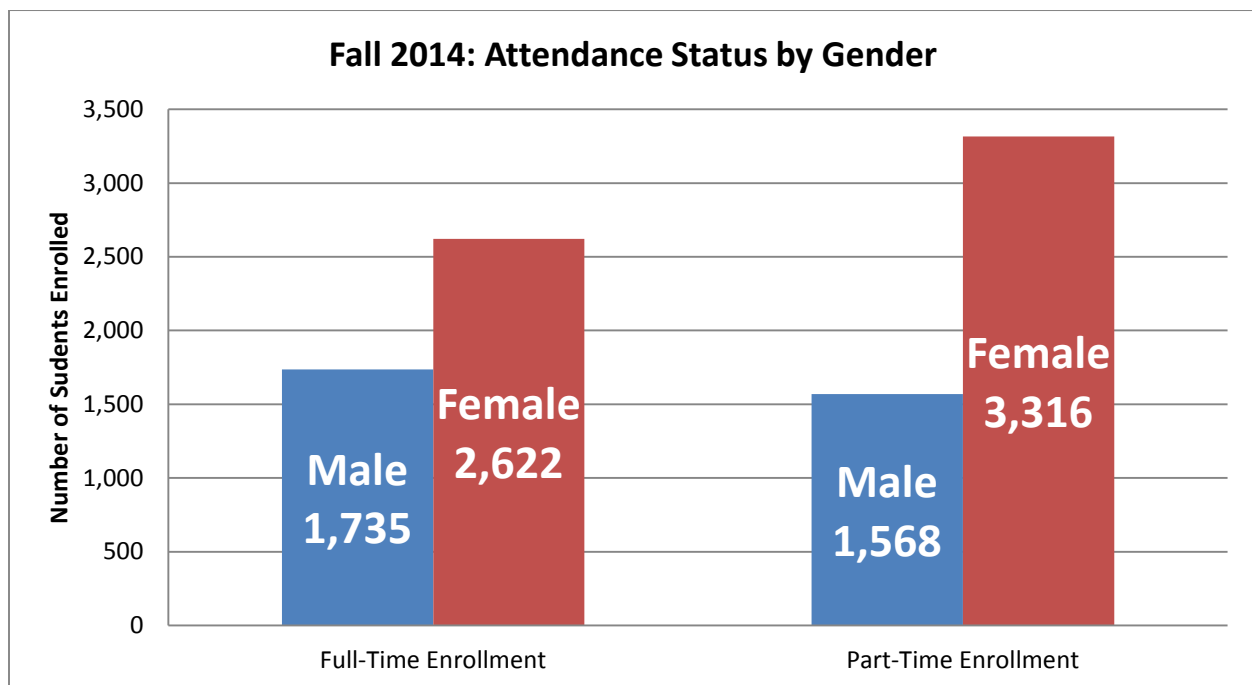
Fall 2014: Average Enrollment Age - 29

Average age is down from 30 in Fall 2013 and 2012.



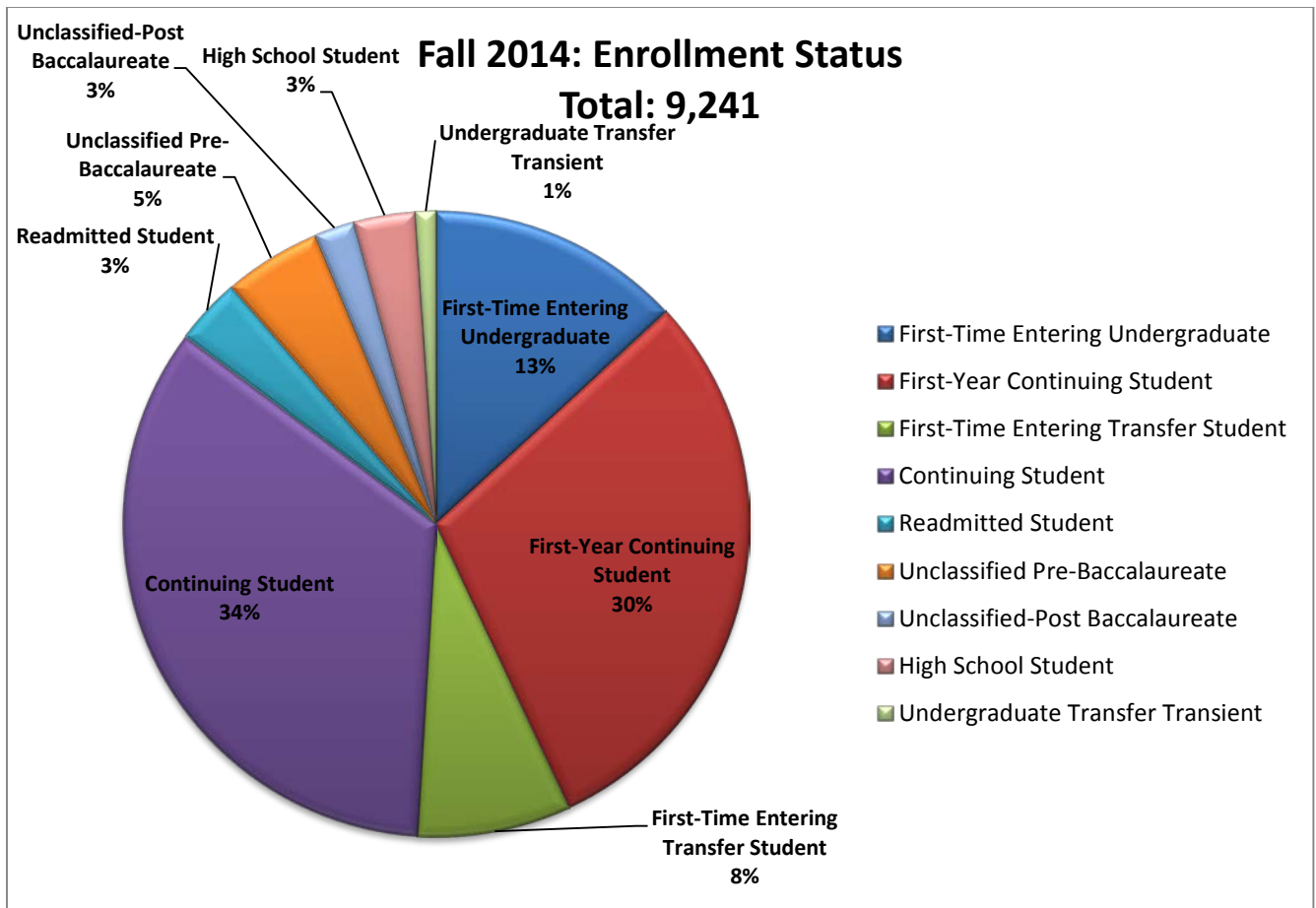
Fall 2014: Enrollment by Attendance Status		
	Total	%
Full-Time	4,357	47%
Part-Time	4,884	53%

There is no significant difference in enrollment by attendance status.



Fall 2014: Enrollment Status				
Enroll Status	Male	Female	Total	%
First-Time Entering Undergraduate	519	696	1,215	13.15%
First-Year Continuing Student	977	1,788	2,765	29.92%
First-Time Entering Transfer Student	260	468	728	7.88%
Continuing Student	1,025	2,141	3,166	34.26%
Readmitted Student	120	197	317	3.43%
Unclassified Pre-Baccalaureate	132	309	441	4.77%
Unclassified Post-Baccalaureate	92	143	235	2.54%
High School Student	135	147	282	3.05%
Undergraduate Transfer Transient	43	49	92	1.00%
Totals	3,303	5,938	9,241	100%

The combined Unclassified Pre and Post-Baccalaureate categories represent the most significant drop in enrollment at 39%. The Readmitted student category is down by 28%. The combined First-Year and Continuing student categories have declined by 21%. First-time entering student enrollment has declined by 14.5%, while first-time transfers declined by 11%.



Fall 2014: Developmental Course Enrollment	
Total Unduplicated Headcount	% Enrollment
2,622	28%

Developmental course enrollment has declined by 2% from Fall 2013.

Fall 2014: Enrollment by Residence Status		
Residency	Total	%
In-State	9,151	99%
Out-of-State	90	1%

Fall 2014: Enrollment by Residence Status	
State	Total
ARKANSAS	9,151
ARIZONA	4
ALABAMA	1
CALIFORNIA	8
COLORADO	1
FLORIDA	1
GEORGIA	1
ILLINOIS	3
INDIANA	2
KANSAS	2
KENTUCKY	2
LOUISIANA	2
MICHIGAN	1
MICHIGAN	1
MISSISSIPPI	3
MISSOURI	3
MONTANA	1
NEW YORK	2
NORTH CAROLINA	2
OREGON	1
SOUTH CAROLINA	1
TENNESSEE	3
TEXAS	11
WASHINGTON	1
WISCONSIN	1
FOREIGN COUNTRY	32
TOTAL	9,241

Fall 2014: Enrollment by Location		
Site Location	# of Sections	Unduplicated Enrollment by Location
Main Campus	691	4,743
Online	459	4,411
Little Rock South	263	1,810
Little Rock West	52	510
Baptist Health Schools-LR	27	196
Saline County	28	232
Aerospace Technology Center	12	44
Business & Industry Center	0	0
Central Flying Services	20	37
Southwestern Christian Academy	0	0
St. Vincent Infirmary	13	17
Arkansas Children's Hospital	4	4
TOTAL	1,557	

Little Rock West experienced the most significant decline with a 52% drop in unduplicated enrollment. Little Rock South is down 31% and Main 24%. Online unduplicated enrollment has declined approximately 18%.

Fall 2014: Concurrent Enrollment by High School			
	Fall 2012	Fall 2013	Fall 2014
Arkansas Baptist High School	1	1	1
Bauxite High School	58	33	22
Benton High School	61	74	71
Bryant High School	122	77	99
Calvary Academy-North Little Rock	1	6	8
Catholic High School	0	0	1
Central Arkansas Christian School	0	0	4
eStem Charter High School	0	1	1
Greenbrier High School	0	1	0
Harmony Grove High School	0	4	3
North Little Rock High School	45	48	32
North Pulaski High School	0	0	1
Parkview High School	2	1	2
Sheridan High School	0	0	1
Southwest Christian Academy	15	11	1
Sylvan Hills High School	0	0	1
Home Schooled	32	16	24
Other High Schools in Arkansas	6	10	21
TOTAL	343	283	293

Enrollment by Recent High School Graduates			
High School	Enrolled in Fall 2012	Enrolled in Fall 2013	Enrolled in Fall 2014
Pulaski County			
<i>Little Rock School District</i>			
Central	66	36	51
Hall	43	33	19
J. A. Fair	45	23	16
John L. McClellan	33	34	28
Parkview	38	28	23
<i>North Little Rock School District</i>			
North Little Rock	91	79	75
<i>Pulaski County School District</i>			
Jacksonville	18	10	6
Joe T. Robinson	15	10	11
North Pulaski	21	15	13
Oak Grove	3	4	0
Sylvan Hills	28	26	21
Wilbur D. Mills	21	17	17
<i>Other</i>			
Abundant Life	2	5	2
Academics Plus Charter School	0	0	6
Arkansas Baptist	1	1	5
Arkansas School for the Blind	0	0	0
Arkansas School for the Deaf	3	0	1
Calvary Academy	0	0	8
Catholic High School	2	3	3
Central Arkansas Christian	3	2	2
eStem Charter High School	0	0	18
Heritage Christian	0	0	0
Jacksonville Christian	0	0	0

Little Rock Academy	0	0	0
Little Rock Christian Academy	0	0	0
Mount Saint Mary	4	5	0
Southwest Christian Academy	1	13	2
Trinity High School	0	0	0
Saline County			
Bauxite	9	21	19
Benton	33	56	28
Benton Calvary Christian	0	0	0
Bryant	68	90	71
Harmony Grove	12	5	12
Victory Baptist Academy (Benton)	0	0	1
Faulkner County			
Conway	6	5	2
Greenbrier	2	1	0
Mayflower	2	5	1
St. Joseph's - Conway	0	0	0
Vilonia	5	1	3
Lonoke County			
Cabot	4	12	2
Carlisle	2	1	0
England	10	1	5
Guy-Perkins	0	0	0
Lonoke	1	4	2
Outside Service Area Counties			
Sheridan	26	36	21
Other High Schools in Arkansas	104	157	140
Other			
Home Schooled	4	14	9
Out-of-State High School	8	13	17
Totals	734	766	660

Fall Enrollment by Credential Comparison						
Programs by Division	Degree Code	Fall 2010	Fall 2011	Fall 2012	Fall 2013	Fall 2014
<i>Allied Health & Human Services Division</i>						
Allied Health – AAS	3106	---	37	25	24	34
Dental Assisting – TC	4455	26	7	26	5	25
Early Childhood Development – CP	4919	8	6	6	1	---
Early Childhood Development – TC	4495	44	38	36	41	34
Early Childhood Development – AAS	0310	280	260	285	282	242
Nursing Assistant – CP	4750	---	1	9	---	---
Occupational Therapy Assistant - AAS	0725	34	43	36	18	36
Practical Nursing – TC	4660	47	46	49	39	44
Pre-Health Care Studies - TC	2510	---	---	---	---	1
Respiratory Therapy – AAS	0815	23	24	18	29	24
<i>Business Division</i>						
Accounting Technology – CP	0045	---	1	1	1	---
Accounting – TC	4260	43	59	63	96	58
Accounting – AAS	0140	---	5	---	1	---
Business – AAS	0730	662	654	701	711	623
Clerical – TC	4400	---	1	---	---	---
Crime Scene Investigation – CP	0384	1	---	---	---	---
Crime Scene Investigation – TC	0386	---	---	1	---	---
Crime Scene Investigation – AAS	0387	---	1	8	2	1
Entrepreneurship – TC	2520	---	---	1	20	---
Law Enforcement Administration - CP	0388	---	---	1	---	---
Law Enforcement Administration - TC	0389	---	---	---	---	---
Law Enforcement Administration - AAS	0391	4	3	7	4	3
Legal Secretarial – TC	4705	20	13	16	22	8
Medical Office Technology - TC	2517	---	---	---	34	42
Medical Transcription – TC	4730	184	150	150	102	34
Office Technology – CP	4383	---	2	---	---	---
Office Technology – TC	4650	26	21	21	30	18
Paralegal Technology – AAS	0610	123	145	157	139	107
<i>Information Technology Division</i>						
Computer Information Systems - CP	0018	1	8	5	1	---
Computer Information Systems – TC	4380	57	39	55	74	48
Computer Information Systems - AAS	0320	314	288	340	389	312

Computer Information Systems - AC	1240	7	21	10	6	1
Digital Media Production – AAS	3395	---	---	6	---	57
Digital Media Production – TC	2395	---	---	---	---	9
<i>PTC Arkansas Culinary School</i>						
Baking & Pastry – TC	4585	24	23	14	19	8
Baking & Pastry - AAS	5585	---	9	51	60	61
Basic Food Preparation - CP	4581	---	---	---	---	1
Culinary Arts - TC	4580	48	53	44	49	28
Culinary Arts - AAS	4590	205	253	308	268	268
Hospitality Management - AAS	3665	37	36	58	45	55
Wine and Spirits Study - TC	2836	3	3	3	3	9
<i>Technical & Industrial Division</i>						
Air Conditioning, Heating, & Refrigeration - TC	4310	73	55	58	68	45
Air Conditioning, Heating, & Refrigeration - AAS	0525	84	68	108	100	68
Applied Electronics Technology - AAS	0350	21	28	27	31	24
Auto Mechanics - AAS	0230	---	---	---	1	1
Automotive Maintenance Technology -TC	4355	146	132	106	108	97
Aviation Maintenance Airframe - TC	0014	6	8	4	11	70
Aviation Maintenance Powerplant - TC	4360	6	4	5	7	---
Aviation Maintenance Technology - AAS	0240	81	52	67	57	---
Avionics Technology - TC	4515	7	7	4	11	8
Collision Repair Technology -TC	4330	58	79	76	59	47
Construction Management Technology - AAS	0271	55	54	75	67	50
Construction Technology - TC	4595	9	9	9	13	11
Cosmetology -TC	4420	46	37	51	46	45
Cosmetology Instruction - TC	4421	4	1	---	4	2
Diesel Technology -TC	4460	41	32	45	53	44
Drafting and Design Technology - TC	4490	24	23	19	15	5
Drafting and Design Technology - AAS	0397	54	47	47	54	39
Electronics Technology - TC	4510	3	1	4	---	---
Environmental & Safety Technology - AAS	0475	11	14	15	12	11
General Technology - AAS	0517	30	39	35	34	47
Industrial Equipment Technology - TC	4634	3	3	5	26	12
Industrial Technology - AAS	0585	8	6	16	14	13
Machine Shop - TC	4680	15	8	12	16	13
Military Technologies - AAS	3456	5	5	3	8	11

Nail Technology - TC	4315	---	1	---	3	---
Parts Specialist - CP	4344	---	---	---	---	---
Small Engine Technology - TC	4870	29	34	59	53	41
Tractor and Trailer Operation - CP	4896	10	5	6	8	14
Welding - CP	4905	3	6	12	21	6
Welding Technology - TC	4900	76	76	109	119	78
University Studies Division						
Associate of Arts (AA)	0050	5,098	5,906	5,394	4,008	3,269
Associate of Arts in Teaching (AAT)	1005	343	304	353	277	199
Associate of General Studies (AGS)	0900	24	35	66	105	14
Associate of Science (AS)	1090	1,413	1,342	1,098	984	1,344
Associate of Science -Aviation (AS)	2090	18	19	49	52	28
Associate of Science -Business (AS)	0308	44	207	373	410	517
Certificate of General Studies (CGS)	0910	2	2	1	2	---
Non-Degree	0010	1123	1037	1102	1,145	877
Grand Total		11,206	11,946	11,938	10,526	9,241

PTC Awards by Program AY 2010-2014						
Programs by Division	Degree Code	2009-10	2010-11	2011-12	2012-13	2013-14
Allied Health & Human Services Division						
Allied Health – AAS	3106	6	15	5	12	19
Dental Assisting – TC	4455	21	22	21	25	26
Early Childhood Development – AAS	0310	22	11	13	15	14
Early Childhood Development – TC	4495	17	16	11	11	15
Early Childhood Development – CP	4919	76	128	35	14	15
Nursing Assistant – CP	4750	--	--	--	--	53
Occupational Therapy Assistant - AAS	0725	16	16	17	17	19
Pre-Health Care Studies - TC	2510	--	--	--	--	81
Pre-Health Care Studies - CP	1510	--	--	--	--	57
Practical Nursing – TC	4660	39	22	30	32	38
Respiratory Therapy – AAS	0815	18	18	21	17	13
Business Division						
Accounting – TC	4260	32	30	26	10	19
Accounting Technology – CP	0045	32	72	35	10	24
Business – AAS	0730	71	49	57	36	37
Crime Scene Investigation – CP	0384	--	--	--	--	--
Entrepreneurship – TC	2520	--	--	4	5	8
Law Enforcement Administration - AAS	0391	--	1	--	--	--
Law Enforcement Administration - TC	0389	--	1	--	--	--
Law Enforcement Administration - CP	0388	--	--	--	--	--
Legal Secretarial – TC	4705	5	8	6	4	3
Medical Office Technology - TC	2517					17
Medical Transcription – TC	4730	23	31	32	18	8
Office Technology – TC	4650	29	16	29	12	15
Office Technology – CP	4383	33	39	25	10	16
Paralegal Technology – AAS	0610	9	10	9	24	13
Information Technology Division						
Computer Information Systems - AAS	0320	27	40	41	31	35
Computer Information Systems – AC	1240	3	4	3	5	
Computer Information Systems – CP	0018	278	492	72	12	73
Computer Information Systems - TC	4380	88	89	61	22	46
Digital Media Production - AAS	3395	--	--	--	--	1

Digital Media Production - TC	2395	--	--	--	--	1
<i>PTC Arkansas Culinary School</i>						
Baking and Pastry Arts - AAS	5585	--	--	1	11	18
Baking and Pastry - TC	4585	1	12	7	12	21
Basic Baking - CP	1120	--	--	--	--	44
Basic Food Preparation - CP	4581	--	--	--	--	119
Basic Pastry - CP	1585	--	--	--	--	31
Cake Decorating - CP	1586	--	--	--	--	30
Culinary Arts - AAS	4590	14	30	17	44	31
Culinary Arts - TC	4580	22	24	19	51	35
Food Purchasing	1669	--	--	--	--	18
Hospitality Management - AAS	3665	--	1	5	3	6
Hospitality & Tourism - CP	1667	--	--	--	--	6
Restaurant Operations - CP	1668	--	--	--	--	20
Spirits & Mixology - CP	1836	--	--	--	--	2
Wine and Spirits Studies - TC	2836	5	3	3	--	2
Wine Studies & Service	1837	--	--	--	--	4
<i>Technical & Industrial Division</i>						
Air Conditioning, Heating & Refrigeration - AAS	0525	4	4	6	7	10
Air Conditioning, Heating, & Refrigeration - TC	4310	29	22	9	11	24
Applied Electronics Technology - AAS	0350	2	2	4	6	3
Automotive Service Technology - TC	4355	9	30	14	11	14
Aviation Maintenance - AAS	0240	12	10	9	10	7
Aviation Maintenance Airframe - TC	0014	46	42	14	19	23
Aviation Maintenance Powerplant - TC	4360	37	49	22	25	17
Avionics Technology - TC	4515	2	1	--	--	1
Collision Repair Technology - TC	4330	27	28	30	28	24
Construction Management Technology - AAS	0271	5	5	4	10	9
Construction Technology - TC	4595	5	--	1	--	2
Cosmetology - TC	4420	21	27	6	13	6
Cosmetology Instruction - TC	4421	1	3	2	2	5
Damage Analysis and Estimation - CP	3330	1	--	--	--	
Diesel Technology - TC	4460	20	17	27	8	16
Drafting & Design Technology - AAS	0397	5	4	4	4	8
Drafting & Design Technology - TC	4490	15	10	8	5	8
Electromechanical Technology - AAS	0440	--	--	--	--	--
Electronics Technology - AAS	0460	--	--	--	1	--

Electronics Technology - TC	4510	--	--	--	--	--
Engine Machinist - CP	4612	--	--	--	1	--
Environmental & Safety Technology - AAS	0475	--	--	1	--	1
General Technology - AAS	0517	13	12	4	12	6
Industrial Equipment Technology - TC	4634	10	7	--	1	--
Industrial Technology - AAS	0585	1	--	2	--	1
Machine Shop - TC	4680	19	16	2	5	18
Manufacturing Technology - AAS	0633	1	3	1	--	4
Military Technologies - AAS	3456	5	13	14	9	22
Nail Technology - TC	4315	21	27	6	13	1
Small Engine Technology - TC	4870	12	7	22	14	25
Tire Center Operator - CP	4343	77	28	9	2	
Tractor and Trailer Operation - CP	4896	14	14	23	23	13
Welding - CP	4905	108	37	25	13	47
Welding Technology - TC	4900	16	13	15	18	22
University Studies Division						
Associate of Arts (AA)	0050	389	446	452	427	391
Associate of Arts in Teaching (AAT)	1005	10	14	23	20	18
Associate of General Studies (AGS)	0900	296	501	43	26	32
Associate of Science (AS)	1090	206	346	300	293	313
Associate of Science -Aviation (AS)	2090	--	--	1	--	2
Associate of Science -Business (AS)	0308	--	--	11	24	53
Certificate of General Studies (CGS)	0910	702	793	579	452	595
Totals (Duplicated)		3,028	3,731	2,298	1,976	2,794